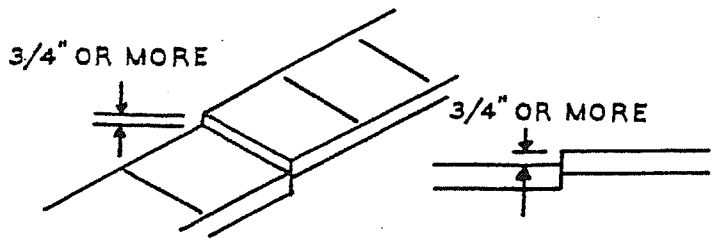
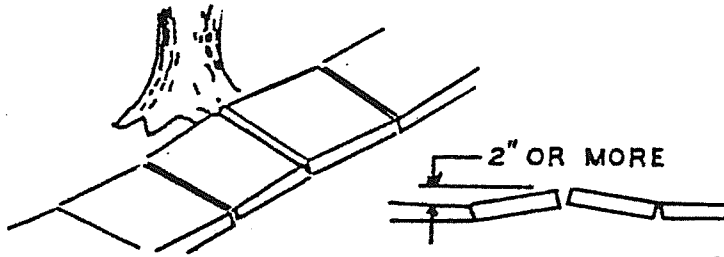


STANDARDS OF IDENTIFYING DEFECTIVE SIDEWALKS



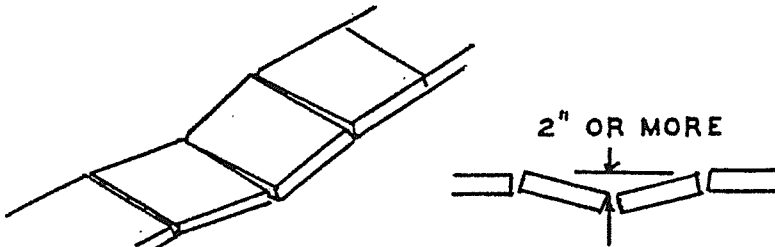
REPAIR CODE: **L**

The sidewalk is raised or depressed, creating a vertical edge of 3/4" or more.



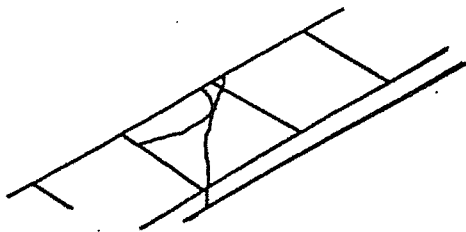
REPAIR CODE: **R**

The sidewalk has raised more than 2" in an 8' - 10' foot area from the normal line of grade of the sidewalk.



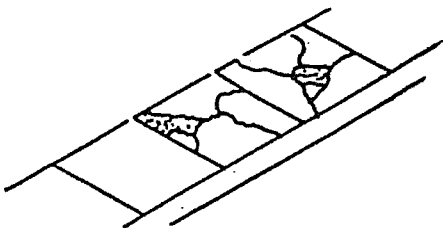
REPAIR CODE: **D**

The sidewalk is depressed more than 2" in an 8' - 10' foot area from the normal line of grade of the sidewalk.




REPAIR CODE: **C**

The sidewalk has cracked into 3 or more pieces per 4'x4' square, or has a vertical or horizontal separation of 1/2" or more, or has a loose piece.



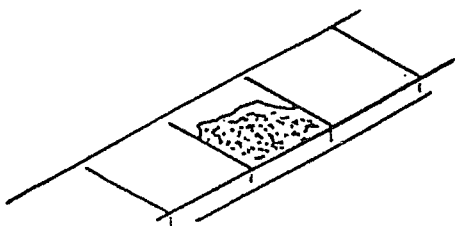
REPAIR CODE: **M**

The sidewalk has cracked and part of the sidewalk is missing, forming holes.



REPAIR CODE: **E**

The sidewalk has sloped or tilted 1" per foot or more (toward either side).



REPAIR CODE: **S**

Sidewalk that has over 50% surface deterioration and 1/2" surface depressions.