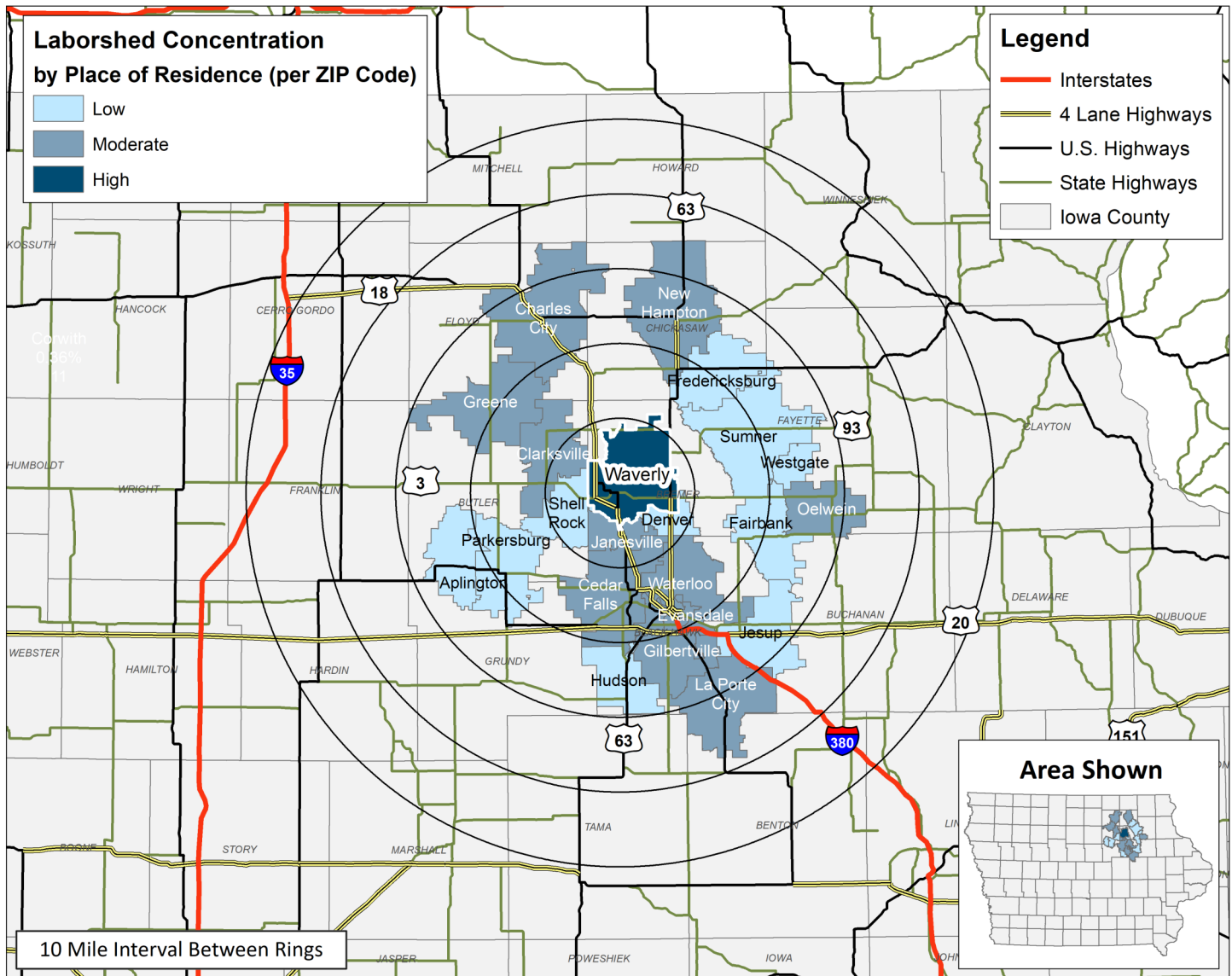


LABOR CHARACTERISTICS

ADVANCED MANUFACTURING

WAVERLY, IA LABORSHED AREA

CONCENTRATION OF RESPONDENTS WITHIN THE LABORSHED AREA
WITH TRANSFERABLE EXPERIENCE/SKILLS BY PLACE OF RESIDENCE



Workers who have transferable experience/skills in the industry are currently commuting an average of 16 miles one way for work. Those who are likely to change/accept employment are willing to commute an average of 28 miles one way for the right employment opportunity.

FOR MORE INFORMATION REGARDING THE WAVERLY, IA LABORSHED, CONTACT:

Waverly Iowa Economic Development
200 1st Street NE, PO Box 616
Waverly, IA 50677

Phone: (319) 352-9210 | Email: conniet@ci.waverly.ia.us
www.waverlyia.com/economic-development



LABOR CHARACTERISTICS

ADVANCED MANUFACTURING

ESTIMATED AVAILABLE LABOR PER OCCUPATIONAL CATEGORY:

- Bus and Truck Mechanics and Diesel Engine Specialists - 310
- Electricians - 1,559
- Engineering Technicians, Except Drafters, All Other - 309
- Engineers, All Other - 307
- First-Line Supervisors of Mechanics, Installers, and Repairers - 309
- First-Line Supervisors of Production and Operating Workers - 311
- Furnace, Kiln, Oven, Drier, and Kettle Operators and Tenders - 316
- Grinding and Polishing Workers, Hand - 314
- Heavy and Tractor-Trailer Truck Drivers - 1,871
- Industrial Engineering Technicians - 308
- Industrial Production Managers - 935
- Industrial Truck and Tractor Operators - 624
- Installation, Maintenance, and Repair Workers, All Other - 2,182
- Laborers and Freight, Stock, and Material Movers, Hand - 2,184
- Light Truck or Delivery Services Drivers - 937
- Machinists - 624
- Mechanical Engineers - 623
- Milling & Planing Machine Operators, & Tenders, Metal & Plastic - 312
- Mixing and Blending Machine Setters, Operators, and Tenders - 315
- Multiple Machine Tool Operators, & Tenders, Metal and Plastic - 313
- Packaging and Filling Machine Operators and Tenders - 317
- Production Workers, All Other - 1,249
- Tank Car, Truck, and Ship Loaders - 625
- Team Assemblers - 1,247
- Welders, Cutters, Solderers, and Brazers - 936

AN ESTIMATED TOTAL OF **19,337** PEOPLE IN THE LABORSHED AREA

UNDEREMPLOYMENT (ESTIMATED):


- Low hours - 1.6% (82)
- Low income - 0.0%
- Mismatch of skills - 9.7% (500)
- Total - 9.7% (500)

(Individuals counted only once when estimating Total Underemployment.)

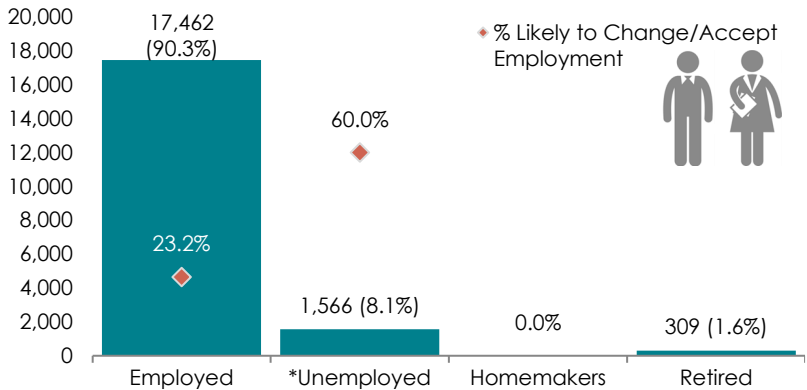
CURRENT BENEFITS:



DESIRED BENEFITS:



ESTIMATED TOTAL BY EMPLOYMENT STATUS (PERCENTAGE):



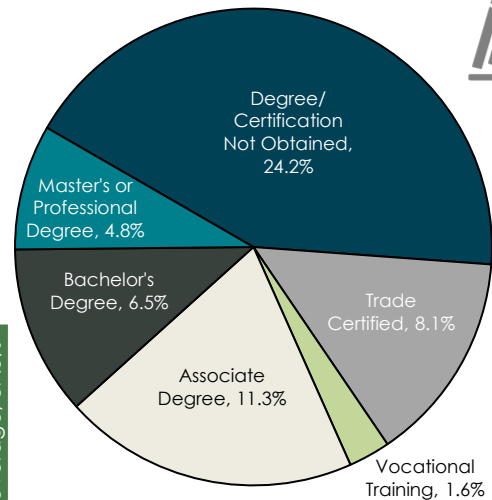
*Employment status is self-identified by the survey respondent. The unemployment percentage does not reflect the unemployment rate published by the U.S. Bureau of Labor Statistics, which applies a stricter definition.

EMPLOYMENT STATS:

- 72.6% paid an hourly wage
- 90.3% are/were employed full-time
- 9.7% are/were employed part-time
- 5.4% are/were self-employed
- 17.9% hold two or more jobs
- Currently working an average of 44 hours/week

EDUCATIONAL LEVEL:

(56.5% HAVE AN EDUCATION BEYOND HIGH SCHOOL)



TOP JOB SEARCH RESOURCES:

(For those seeking employment opportunities, by use.)

- Internet - 79.7%
 - www.indeed.com
 - www.linkedin.com
 - Company/Organization Websites
- Networking through friends, family or acquaintances - 49.2%
- IowaWORKS Centers - 22.0%
- Newspapers - 10.2%
 - The Waterloo-Cedar Falls Courier



LABOR CHARACTERISTICS



ADVANCED MANUFACTURING

OCCUPATION	OCCUPATIONAL CODE	MEAN WAGE	ENTRY WAGE	EXPERIENCED WAGE	MEDIAN WAGE	MEAN ANNUAL SALARY
Architectural and Engineering Managers	11-9041	\$73.07	\$57.80	\$80.71	\$69.23	\$151,989
Bus and Truck Mechanics and Diesel Engine Specialists	49-3031	\$27.09	\$18.73	\$31.26	\$24.80	\$56,341
Conveyor Operators and Tenders	53-7011	\$21.15	\$16.70	\$23.38	\$22.60	\$43,993
Crane and Tower Operators	53-7021	\$30.37	\$23.96	\$33.58	\$28.96	\$63,172
Crushing, Grinding, and Polishing Machine Setters, Operators, and Tenders	51-9021	\$22.33	\$18.27	\$24.37	\$22.36	\$46,453
Cutting and Slicing Machine Setters, Operators, and Tenders	51-9032	\$22.22	\$19.21	\$23.72	\$22.45	\$46,210
Electrical and Electronic Engineering Technicians	17-3023	\$36.06	\$26.61	\$40.79	\$36.96	\$75,011
Electrical and Electronics Repairers, Commercial and Industrial Equipment	49-2094	\$34.08	\$28.78	\$36.73	\$34.45	\$70,885
Electrical Engineers	17-2071	\$65.91	\$40.13	\$78.80	\$50.74	\$137,093
Electricians	47-2111	\$30.83	\$20.56	\$35.97	\$29.82	\$64,131
Electronics Engineers, Except Computer	17-2072	\$45.96	\$36.05	\$50.92	\$43.79	\$95,601
Engineering Technicians, Except Drafters, All Other	17-3029	\$30.19	\$19.27	\$35.66	\$30.66	\$62,804
Engineers, All Other	17-2199	\$44.23	\$24.75	\$53.97	\$44.72	\$91,994
First-Line Supervisors of Mechanics, Installers, and Repairers	49-1011	\$37.33	\$24.25	\$43.87	\$37.65	\$77,647
First-Line Supervisors of Production and Operating Workers	51-1011	\$35.07	\$23.92	\$40.65	\$35.02	\$72,954
Foundry Mold and Coremakers	51-4071	\$20.74	\$17.79	\$22.21	\$18.92	\$43,140
Grinding, Lapping, Polishing, and Buffing Machine Tool Setters, Operators, and Tenders, Metal and Plastic	51-4033	\$23.59	\$17.53	\$26.62	\$20.86	\$49,073
Heat Treating Equipment Setters, Operators, and Tenders, Metal and Plastic	51-4191	\$22.06	\$18.63	\$23.77	\$22.50	\$45,882
Heavy and Tractor-Trailer Truck Drivers	53-3032	\$25.43	\$17.97	\$29.17	\$24.02	\$52,904
Helpers--Production Workers	51-9198	\$20.05	\$16.19	\$21.97	\$20.66	\$41,694
Industrial Engineering Technicians	17-3026	\$26.61	\$16.16	\$31.83	\$27.30	\$55,341
Industrial Engineers	17-2112	\$46.30	\$37.04	\$50.93	\$48.82	\$96,303
Industrial Machinery Mechanics	49-9041	\$29.32	\$22.21	\$32.88	\$29.16	\$60,986
Industrial Production Managers	11-3051	\$57.23	\$36.25	\$67.73	\$51.61	\$119,049
Industrial Truck and Tractor Operators	53-7051	\$21.33	\$17.46	\$23.26	\$21.29	\$44,364
Inspectors, Testers, Sorters, Samplers, and Weighers	51-9061	\$24.81	\$19.06	\$27.68	\$23.94	\$51,603
Installation, Maintenance, and Repair Workers, All Other	49-9099	\$22.46	\$16.10	\$25.65	\$22.25	\$46,726
Laborers and Freight, Stock, and Material Movers, Hand	53-7062	\$20.26	\$16.53	\$22.12	\$20.15	\$42,131
Light Truck or Delivery Services Drivers	53-3033	\$20.54	\$13.07	\$24.27	\$18.00	\$42,720
Machine Feeders and Offbearers	53-7063	\$20.66	\$19.54	\$21.23	\$20.92	\$42,977
Machinists	51-4041	\$24.85	\$20.45	\$27.06	\$23.12	\$51,697
Maintenance and Repair Workers, General	49-9071	\$22.95	\$16.24	\$26.31	\$22.50	\$47,743
Maintenance Workers, Machinery	49-9043	\$28.45	\$24.08	\$30.63	\$27.91	\$59,166
Materials Engineers	17-2131	\$47.60	\$38.81	\$52.00	\$51.87	\$99,017
Mechanical Drafters	17-3013	\$33.09	\$25.33	\$36.97	\$29.94	\$68,828
Mechanical Engineering Technicians	17-3027	\$25.06	\$12.32	\$31.44	\$23.76	\$52,135
Mechanical Engineers	17-2141	\$51.53	\$39.87	\$57.36	\$51.73	\$107,174
Metal Workers and Plastic Workers, All Other	51-4199	\$18.78	\$16.38	\$19.98	\$17.99	\$39,070
Metal-Refining Furnace Operators and Tenders	51-4051	\$24.69	\$21.94	\$26.06	\$23.56	\$51,346
Milling and Planing Machine Setters, Operators, and Tenders, Metal and Plastic	51-4035	\$21.75	\$17.30	\$23.97	\$21.70	\$45,230
Millwrights	49-9044	\$26.87	\$18.58	\$31.01	\$24.16	\$55,882
Mixing and Blending Machine Setters, Operators, and Tenders	51-9023	\$26.06	\$19.13	\$29.53	\$22.09	\$54,208
Molders, Shapers, and Casters, Except Metal and Plastic	51-9195	\$19.25	\$15.60	\$21.08	\$17.91	\$40,042
Multiple Machine Tool Setters, Operators, and Tenders, Metal and Plastic	51-4081	\$22.76	\$18.03	\$25.12	\$22.58	\$47,341
Packaging and Filling Machine Operators and Tenders	51-9111	\$18.16	\$14.11	\$20.19	\$16.84	\$37,777
Packers and Packagers, Hand	53-7064	\$16.69	\$13.72	\$18.17	\$17.26	\$34,705
Production Workers, All Other	51-9199	\$20.10	\$16.52	\$21.89	\$22.00	\$41,805
Structural Metal Fabricators and Fitters	51-2041	\$23.64	\$19.67	\$25.63	\$22.80	\$49,180
Tank Car, Truck, and Ship Loaders	53-7121	\$24.83	\$23.61	\$25.45	\$24.14	\$51,656
Tool and Die Makers	51-4111	\$28.11	\$24.51	\$29.91	\$29.32	\$58,466
Water and Wastewater Treatment Plant and System Operators	51-8031	\$28.19	\$20.96	\$31.81	\$27.64	\$58,646
Welders, Cutters, Solderers, and Brazers	51-4121	\$25.09	\$20.46	\$27.41	\$23.58	\$52,197
Welding, Soldering, and Brazing Machine Setters, Operators, and Tenders	51-4122	\$23.27	\$20.41	\$24.70	\$23.93	\$48,403

The 2024 Iowa Wage data for the Waverly Laborshed area was produced by the Labor Force & Occupational Analysis Bureau to provide communities local information on wages by occupation. Additional occupational wage and employment data for the Waverly Laborshed area can be found at workforce.iowa.gov/laborshed/data. For more information regarding the 2024 OEWS estimates visit: bls.gov/oes/2024/may/oes_tec.htm

Balance of data compiled by Iowa Workforce Development using Laborshed data released in 2025.