

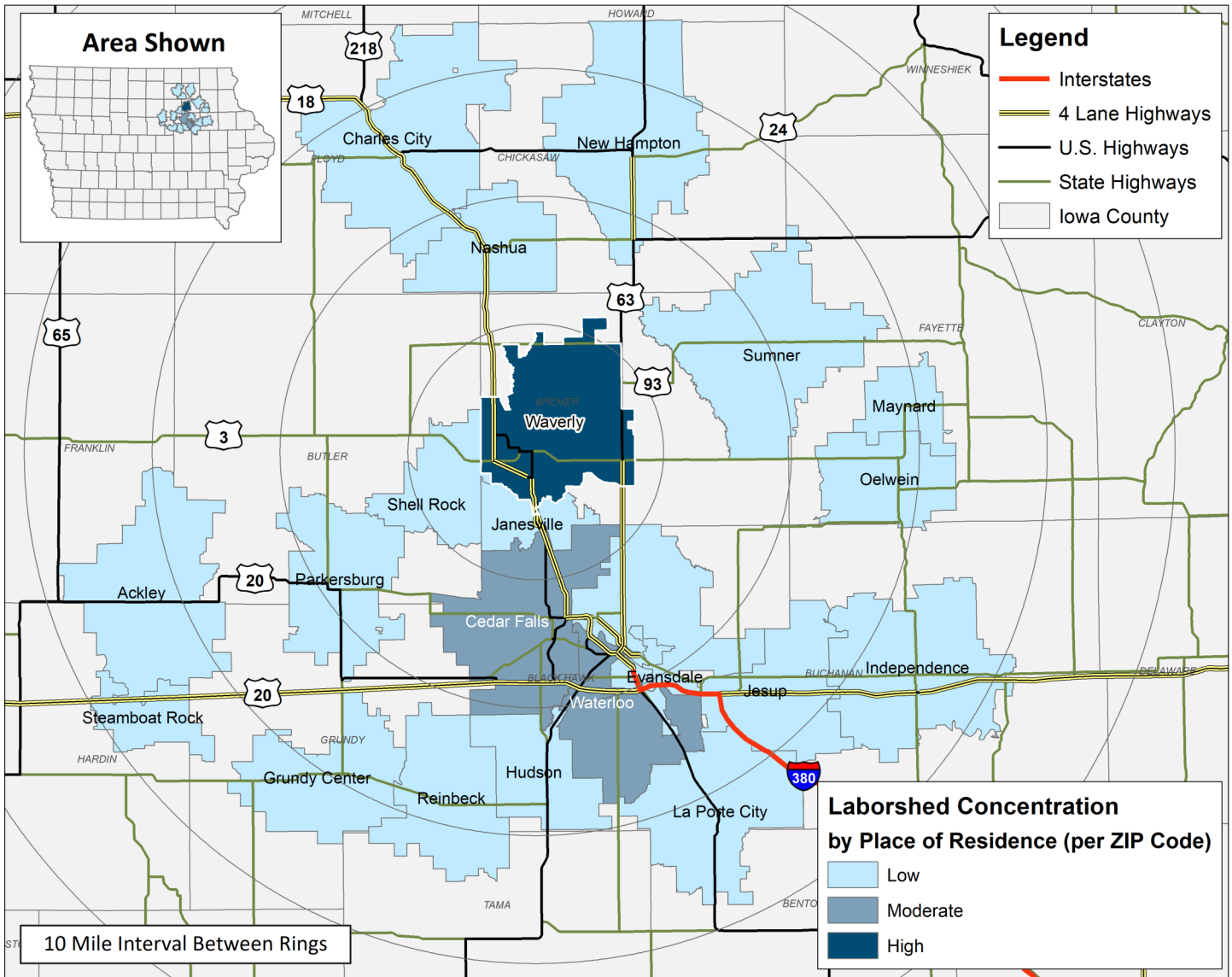
LABOR CHARACTERISTICS

ADVANCED MANUFACTURING



WAVERLY, IA LABORSHED AREA

CONCENTRATION OF RESPONDENTS WITHIN THE LABORSHED AREA WITH TRANSFERABLE EXPERIENCE/SKILLS BY PLACE OF RESIDENCE



Workers who have transferable experience/skills in the industry are currently commuting an average of 16 miles one way for work. Those who are likely to change/accept employment are willing to commute an average of 24 miles one way for the right employment opportunity.

FOR MORE INFORMATION REGARDING THE WAVERLY, IA LABORSHED, CONTACT:

LABOR CHARACTERISTICS



ADVANCED MANUFACTURING

ESTIMATED AVAILABLE LABOR PER OCCUPATIONAL CATEGORY:

- Bus and Truck Mechanics and Diesel Engine Specialists - 351
- Electricians - 1,763
- Engineers, All Other - 2,822
- First-Line Supervisors of Mechanics, Installers, and Repairers - 1,764
- First-Line Supervisors of Production and Operating Workers - 706
- Heavy and Tractor-Trailer Truck Drivers - 2,469
- Industrial Engineers - 349
- Industrial Production Managers - 348
- Industrial Truck and Tractor Operators - 709
- Inspectors, Testers, Sorters, Samplers, and Weighers - 1,411
- Installation, Maintenance, and Repair Workers, All Other - 2,468
- Laborers and Freight, Stock, and Material Movers, Hand - 1,765
- Light Truck or Delivery Services Drivers - 355
- Mechanical Engineering Technicians - 350
- Multiple Machine Tool Setters, Operators, and Tenders, Metal and Plastic - 1,058
- Packaging and Filling Machine Operators and Tenders - 354
- Packers and Packagers, Hand - 356
- Production Workers, All Other - 4,586
- Team Assemblers - 2,117
- Tool and Die Makers - 707
- Water and Wastewater Treatment Plant and System Operators - 353
- Welders, Cutters, Solderers, and Brazers - 708
- Welding, Soldering, and Brazing Machine Setters, Operators, and Tenders - 352


AN ESTIMATED TOTAL OF **28,221** PEOPLE IN THE LABORSHED AREA

UNDEREMPLOYMENT (ESTIMATED):

- Low hours - 1.3% (66)
- Low income - 0.0%
- Mismatch of skills - 7.5% (382)
- Total - 8.8% (449)

(Individuals counted only once when estimating Total Underemployment.)

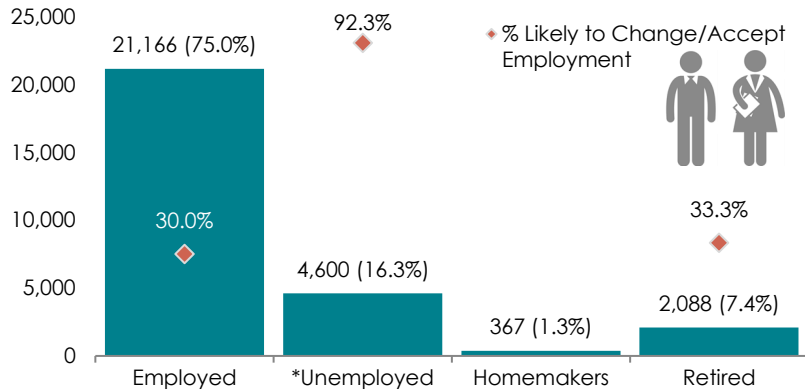
CURRENT BENEFITS:



DESIRED BENEFITS:



ESTIMATED TOTAL BY EMPLOYMENT STATUS (PERCENTAGE):



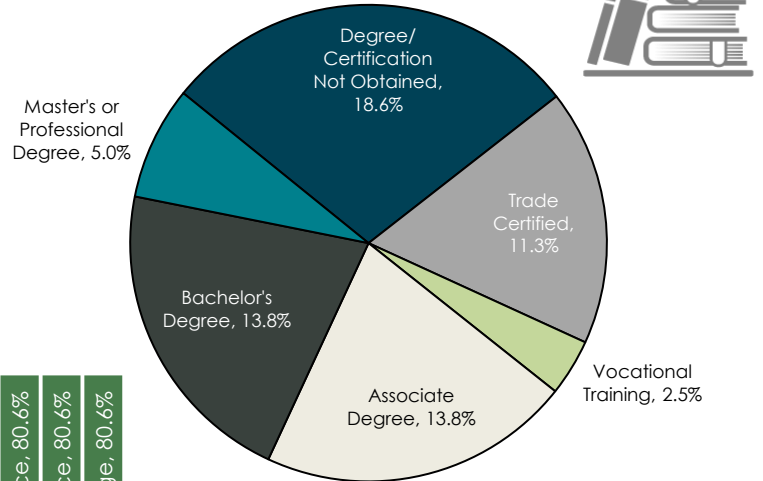
**Employment status is self-identified by the survey respondent. The unemployment percentage does not reflect the unemployment rate published by the U.S. Bureau of Labor Statistics, which applies a stricter definition.*

EMPLOYMENT STATS:

- 70.9% paid an hourly wage
- 94.8% are/were employed full-time
- 5.2% are/were employed part-time
- 8.1% are/were self-employed
- 8.5% hold two or more jobs
- Currently working an average of 45 hours/week

EDUCATIONAL LEVEL:

(65.0% HAVE AN EDUCATION BEYOND HIGH SCHOOL)



TOP JOB SEARCH RESOURCES:

(For those seeking employment opportunities, by use.)

- Internet - 81.9%
 - www.indeed.com
 - www.linkedin.com
 - www.facebook.com
 - www.monster.com
- Networking through friends, family or acquaintances - 40.3%
- Private Employment Services - 25.0%
- IowaWORKS Centers - 25.0%



LABOR CHARACTERISTICS



ADVANCED MANUFACTURING

OCCUPATION	OCCUPATIONAL CODE	MEAN WAGE	ENTRY WAGE	EXPERIENCED WAGE	MEDIAN WAGE	MEAN ANNUAL SALARY
Architectural and Engineering Managers	11-9041	\$53.47	\$33.94	\$63.23	\$50.89	\$111,209
Bus and Truck Mechanics and Diesel Engine Specialists	49-3031	\$21.41	\$14.78	\$24.73	\$21.65	\$44,536
Conveyor Operators and Tenders	53-7011	\$18.10	\$15.15	\$19.57	\$18.06	\$37,642
Crushing, Grinding, and Polishing Machine Setters, Operators, and Tenders	51-9021	\$16.78	\$13.91	\$18.22	\$14.97	\$34,909
Cutting, Punching, and Press Machine Setters, Operators, and Tenders, Metal and Plastic	51-4031	\$19.43	\$15.39	\$21.44	\$19.66	\$40,406
Electrical and Electronic Engineering Technicians	17-3023	\$32.54	\$26.34	\$35.64	\$33.72	\$67,686
Electrical and Electronics Repairers, Commercial and Industrial Equipment	49-2094	\$28.17	\$22.53	\$30.98	\$28.71	\$58,584
Electrical Engineers	17-2071	\$41.29	\$29.08	\$47.40	\$40.72	\$85,893
Electricians	47-2111	\$28.15	\$18.37	\$33.03	\$26.75	\$58,542
Extruding and Drawing Machine Setters, Operators, and Tenders, Metal and Plastic	51-4021	\$16.09	\$14.12	\$17.08	\$16.70	\$33,475
First-Line Supervisors of Mechanics, Installers, and Repairers	49-1011	\$36.37	\$24.69	\$42.21	\$34.70	\$75,651
First-Line Supervisors of Production and Operating Workers	51-1011	\$32.67	\$20.49	\$38.76	\$28.58	\$67,955
Foundry Mold and Coremakers	51-4071	\$22.74	\$17.36	\$25.42	\$23.06	\$47,291
Grinding and Polishing Workers, Hand	51-9022	\$18.13	\$14.27	\$20.06	\$18.09	\$37,707
Grinding, Lapping, Polishing, and Buffing Machine Tool Setters, Operators, and Tenders, Metal and Plastic	51-4033	\$16.83	\$13.56	\$18.46	\$16.67	\$34,996
Heat Treating Equipment Setters, Operators, and Tenders, Metal and Plastic	51-4191	\$17.75	\$14.33	\$19.47	\$17.71	\$36,930
Heavy and Tractor-Trailer Truck Drivers	53-3032	\$22.31	\$16.71	\$25.12	\$21.24	\$46,413
Helpers--Production Workers	51-9198	\$16.29	\$13.27	\$17.79	\$15.92	\$33,874
Industrial Engineering Technicians	17-3026	\$34.48	\$18.98	\$42.23	\$27.46	\$71,715
Industrial Engineers	17-2112	\$44.24	\$28.99	\$51.87	\$39.96	\$92,019
Industrial Machinery Mechanics	49-9041	\$24.67	\$18.80	\$27.61	\$25.02	\$51,321
Industrial Production Managers	11-3051	\$47.19	\$32.50	\$54.54	\$44.30	\$98,163
Industrial Truck and Tractor Operators	53-7051	\$18.54	\$14.86	\$20.38	\$18.16	\$38,568
Inspectors, Testers, Sorters, Samplers, and Weighers	51-9061	\$19.89	\$14.37	\$22.64	\$19.14	\$41,361
Installation, Maintenance, and Repair Workers, All Other	49-9099	\$19.45	\$14.10	\$22.13	\$18.14	\$40,465
Laborers and Freight, Stock, and Material Movers, Hand	53-7062	\$16.95	\$13.19	\$18.83	\$17.26	\$35,259
Lathe and Turning Machine Tool Setters, Operators, and Tenders, Metal and Plastic	51-4034	\$19.80	\$11.50	\$23.95	\$18.23	\$41,188
Light Truck or Delivery Services Drivers	53-3033	\$18.26	\$12.00	\$21.39	\$15.80	\$37,981
Machine Feeders and Offbearers	53-7063	\$16.16	\$13.32	\$17.58	\$15.61	\$33,612
Machinists	51-4041	\$22.35	\$17.03	\$25.01	\$21.92	\$46,483
Maintenance and Repair Workers, General	49-9071	\$21.10	\$13.99	\$24.66	\$21.34	\$43,891
Maintenance Workers, Machinery	49-9043	\$25.09	\$20.62	\$27.32	\$25.65	\$52,181
Mechanical Drafters	17-3013	\$29.19	\$20.92	\$33.33	\$27.63	\$60,725
Metal Workers and Plastic Workers, All Other	51-4199	\$21.90	\$17.62	\$24.04	\$21.38	\$45,549
Metal-Refining Furnace Operators and Tenders	51-4051	\$21.60	\$16.68	\$24.06	\$20.80	\$44,925
Mixing and Blending Machine Setters, Operators, and Tenders	51-9023	\$19.30	\$16.17	\$20.86	\$18.52	\$40,143
Molders, Shapers, and Casters, Except Metal and Plastic	51-9195	\$15.01	\$14.12	\$15.45	\$14.66	\$31,216
Molding, Coremaking, and Casting Machine Setters, Operators, and Tenders, Metal and Plastic	51-4072	\$19.18	\$14.78	\$21.38	\$18.60	\$39,895
Packaging and Filling Machine Operators and Tenders	51-9111	\$16.41	\$12.68	\$18.27	\$14.89	\$34,131
Packers and Packagers, Hand	53-7064	\$15.59	\$11.91	\$17.43	\$16.80	\$32,428
Pourers and Casters, Metal	51-4052	\$19.95	\$17.42	\$21.21	\$20.04	\$41,487
Tool and Die Makers	51-4111	\$21.43	\$17.01	\$23.64	\$21.27	\$44,574
Water and Wastewater Treatment Plant and System Operators	51-8031	\$23.61	\$18.74	\$26.05	\$24.05	\$49,116
Welders, Cutters, Solderers, and Brazers	51-4121	\$19.50	\$15.09	\$21.70	\$20.27	\$40,557

The 2021 Iowa Wage data for the Waverly, IA Laborshed area was produced by the Labor Force & Occupational Analysis Bureau to provide communities local information on wages by occupation. The source of the wage and employment data is based on the May 2020 OES estimates. Additional occupational wage and employment data can be found at www.iowalmi.gov/laborshed.