

Winter
2023

Jan-Feb-Mar

CITY OF
WAVERLY

Department of Public Works

Inside This Edition

- ❖ WPC Facility Improvements
- ❖ Water Leaks
- ❖ Snow Removal
- ❖ Holiday Garbage Schedule
- ❖ Garbage & Recycling Reminders
- ❖ Don't Get Buried by Snow

“Serving the Community Throughout the Seasons”

**Public Works
Department**

Airport | Water
Garbage | Streets
Recycling | Engineering
Yard Waste Site | Wastewater Treatment
Equipment Services | Sewer Line Maintenance
Public Works Administration

WPC Facility Improvements

Concrete work on the new oxidation ditch is complete and the east side is operational. The next phase of work involves dismantling the second trickling filter tower and building a second biosolids (a.k.a. sludge) storage tank.

This fall 540,000 gallons of biosolids from Waverly's trickling filter treatment system were utilized by a local farmer as fertilizer for next year's crop.



Beginning next fall the new oxidation ditch will produce an estimated 700,000 gallons of treated biosolids annually. Why the increase...because the new oxidation ditch is more effective at growing the microorganisms that remove nutrients from the wastewater. The excess microorganisms are then sent to a digester where they become the treated biosolids. Wow!

Contact Us at PublicServices@waverlyia.com

Be on the Watch for Water Leaks

Pay close attention to your plumbing and your water usage! Water leaks can be very costly.

Your water meter has a leak detector, which is a small red or blue dial. If you are sure there is no water being used in the house, and this dial is still moving ever so slowly, you have a leak.

The most common indoor leaks include toilets and faucets. Toilet leaks can be hard to find. They can be caused by a bad flapper valve, the position of the float arm, or a defective overflow valve.

An easy way to check for a toilet leak is to place a dye packet or food coloring in the toilet tank. Let the toilet stand without flushing for 15-20 minutes. If any of the color is found in the toilet bowl after this time, you have a leak. Waverly residents can pick up free dye packets at Public Services or City Hall.

Other less common indoor leaks include water heater tanks, boilers, water softeners, washing machines, humidifiers, fire suppression systems, sump pump systems and dishwashers.

If you have questions about your water usage, contact Public Services at 319-352-6247 or by email at PublicServices@waverlyia.com



Snow Removal

Priorities for Snow Removal from Streets

The following snow removal priorities have been established in order to enhance public safety and make efficient use of available resources:

- 1) Primary snow routes which include Bremer Avenue and streets to the hospital and schools;
- 2) remaining snow routes;
- 3) airport runway;
- 4) residential streets;
- 5) cul-de-sacs;
- 6) alleys;
- 7) public parking lots, a day or two after a snow event.



Vehicles that are normally parked on the Emergency Snow Routes must be moved immediately during snow conditions so these streets can be cleared of snow from curb to curb.

As a reminder, please note that on all streets throughout the whole year, vehicles cannot be parked in one place for more than 48 hours.



There are exceptions to all of these priorities depending upon the amount and time of snowfall. During blizzard conditions, priorities will vary depending on the amount of snow and drifting.

If severe weather results in the need to cancel or delay garbage and/or recycling collection, the Public Works Department will announce it on KWAY Radio 99.3 FM, the City of Waverly's Facebook page and the City's website at www.waverlyia.com.

Holiday Garbage & Tree Disposal Schedules

Holiday Garbage Collection

City of Waverly offices will be closed on December 23rd, December 26th & January 2nd.

If your normal garbage day is:	Your garbage and/or recycling will be picked up on:
Friday, Dec. 23	Thursday, Dec. 22 (Garbage)
Monday, Dec. 26	Tuesday, Dec. 27 (Garbage & Recycling)
Monday, Jan. 2	Tuesday, Jan. 3 (Garbage)



Recycle Gift Boxes

Please recycle the cardboard boxes from your Christmas gifts. Single-layer cardboard and corrugated cardboard can be picked up by the Recycling Truck with your Curbside Recycling or you can take boxes directly to the Recycling Center. Gift wrapping paper cannot be recycled.

Christmas Tree Collection

From December 29, 2022 through January 11, 2023, the City of Waverly's Public Services will assist in the collection of Christmas trees from Waverly residents.



To take advantage of this service, place your tree at the curb in front of your residence (not in your alley) anytime during this period.

Please have all tinsel, decorations and plastic tree bags removed prior to placement at your curb. Wreaths and garland will also be picked up during these days. No trees, wreaths or garland will be picked up **after** January 11th. Artificial trees can be disposed of at the Public Services Center for a fee.

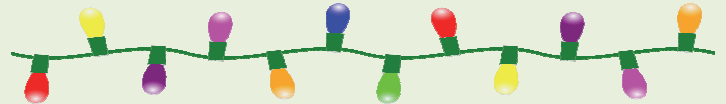


Reminders for Garbage & Recycling Collection

The City utilizes automated trucks to collect curbside recycling. For the safety of our operators, we request that all materials for pick-up fit inside your recycling can. If you have extra recycling, it can be brought to the Recycling Center. The Recycling Center is at 2800 5th Avenue NW. It is open Monday – Friday from 7 a.m. to 5:30 p.m., and on Saturday from 8 a.m. to 4 p.m.

Listed below are some reminders to ensure your garbage and recycling containers get emptied:

- Place your garbage and recycling containers behind the curb or at the end of your driveway whenever possible, especially during the winter months, otherwise the snow plow may knock them over.
- Place your garbage container at least 3 feet away from your recycling container and other objects. This will give the garbage truck's automatic arm room to grab the container.
- Garbage containers with yellow lids are emptied every other week. A garbage container with a yellow lid can be placed out for collection during an "off" week with a garbage tag placed on the top item in your container.
- Curbside recycling is also collected every other week.
- A 2023 calendar insert for yellow-lid garbage containers and curbside recycling is enclosed within this newsletter.
 - This insert lists the recyclable items the City collects curbside and at the Recycling Center.
 - This insert also includes garbage and recycling collection for the 2023 holidays.




- Drop off your old and broken strings of Christmas lights at the Recycling Center. The wire in these lights will be recycled.
- Glass and Styrofoam cannot be collected curbside, but may be dropped off at the Recycling Center. Styrofoam food containers are not recyclable.
- Plastic bags are not accepted.
- Plastics with a recycling symbol (#1-5 & #7) are accepted curbside and at the Recycling Center.
- Make sure all items for recycling are clean.
- Call 319-352-6247 to rent a 35 or 65-gallon recycling container for only \$3.50 a month. You must rent a City container to have curbside collection of recyclables.
- Shred your private papers at the Recycling Center using the heavy-duty paper shredder.
- If you do not wish to rent a recycling container, you can recycle by taking your recycling directly to the City's Recycling Center at 2800 5th Avenue NW.

City of Waverly
 Department of Public Works
 2900 5th Avenue NW
 P.O. Box 616
 Waverly, IA 50677

Presort
 Standard
 U.S. Postage
 Waverly, IA
 Permit No.2

Postal Customer Carrier Route Presort



Quarterly Calendar for Curbside Recycling and Garbage Containers with Yellow Lids (Yellow Highlighted Weeks)


	S	M	T	W	Th	F	S
JAN	1	2	3	4	5	6	7
	8	9	10	11	12	13	14
	15	16	17	18	19	20	21
	22	23	24	25	26	27	28
FEB	29	30	31	1	2	3	4
	5	6	7	8	9	10	11
	12	13	14	15	16	17	18
	19	20	21	22	23	24	25
MAR	26	27	28	1	2	3	4
	5	6	7	8	9	10	11
	12	13	14	15	16	17	18
	19	20	21	22	23	24	25
	26	27	28	29	30	31	1

City offices are closed on Mon. Jan. 2nd -
 Garbage will be picked up on Tues. Jan. 3rd

Don't Get Buried by Snow



Clear snow from your sidewalk within 24-48 hours.
 Park in your driveway before the snow falls. This helps the snow plow drivers and you do not have to shovel the extra snow from around your vehicle.



Please consider adopting a hydrant near your house or business and clear the snow about four feet away from it after each snow event. With over 600 hydrants in Waverly, your assistance is greatly appreciated to help ensure a more rapid response by the Fire Department in the event of a fire during the winter.



In the event of a fire, this hydrant is ready for use by the Waverly Municipal Fire Department.

Place your garbage and recycling containers at the end of your driveway in lieu of in the street.
 If garbage and recycling collection need to be cancelled or delayed due to a snow event, the City will place a notice on Facebook, website and will notify KWAY Radio 99.3 FM and KWVL-TV.

www.waverlyia.com

Public Works Phone: 319-352-6247
 Email: PublicServices@waverlyia.com