

Set-up the OverDrive App

1. Get the App



In your app store, search for **Overdrive**
Install and open the app.

2. Authorize with an OverDrive Account

When you open the app you should be given an option to create an account, otherwise:

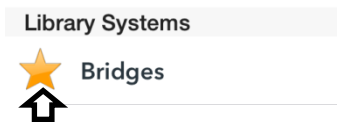
- Tap the menu button in upper left hand corner



- Tap **Account**
- Create your Overdrive Account, then **Sign In**.

3. Choose **Waverly Public Library** eBook Catalog

- Tap menu button
- Tap **Add a Library**
- Enter **50677** then tap **Search**
- Tap **Waverly Public Library**
- Tap the star



Waverly Public Library

1500 W Bremer Avenue
Waverly, IA 50677

www.waverlyia.com/public-library

Library Hours

Mon-Thurs: 10:00 AM-8:00 PM
Fri/Sat: 10 AM-5 PM
Sun: 2 PM-5 PM

Phone Number

319-352-1223

eBook & Audiobook Borrowing

3 titles per Person
Borrow for up to 14 days
No overdue fees

Borrow
Library eBooks
For

Tablets

iPad & Android
Kindle Fire, Nook HD



Waverly Public Library
OverDrive
eBook & Audiobook
download
service



How to Borrow eBooks & audiobooks

1. Tap the **Menu Button**,
2. Tap **Bridges** to go to the catalog.



2. Click **Sign In** find and select your library.

To sign in, please type your library's name and select it from the list.

Remember my login information on this device.

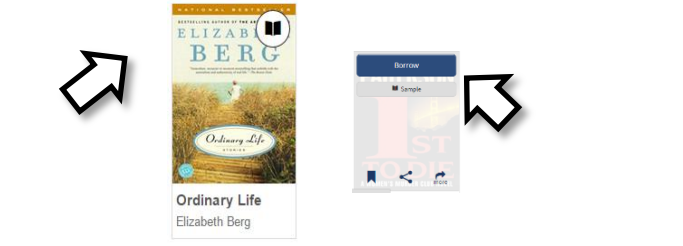
BRIDGES
Iowa's eLibrary

Please enter your library patron number:


4. **Browse or Search** to find a title to read



5. Tap cover of title, then tap **Borrow**



6. Tap account button at the top of the screen to go to the Bookshelf.



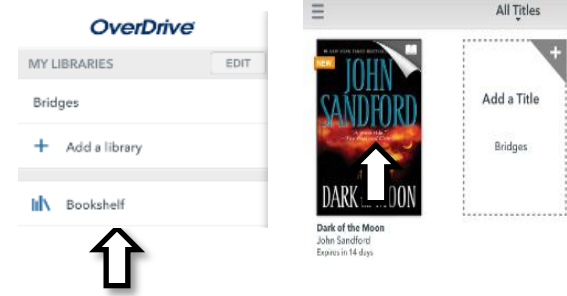
7. Tap **Download**



8. Tap the **format you want** (*Don't use Kindle*) Then tap **Confirm & Download**




9. Tap menu button, then **Bookshelf**



10. Tap the cover to open



11. **Swipe screen** to turn the page
12. Tap center of the screen for options



Return your eBook before the due date

1. In the App Bookshelf Press and hold over the title



2. Tap **Return**



3. Tap **Return** again to confirm

